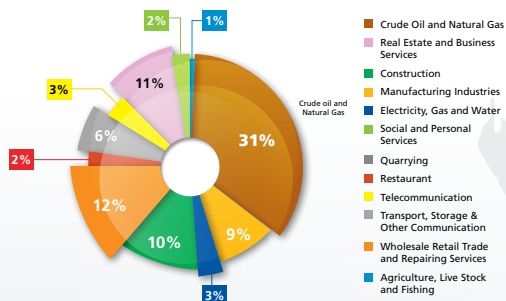




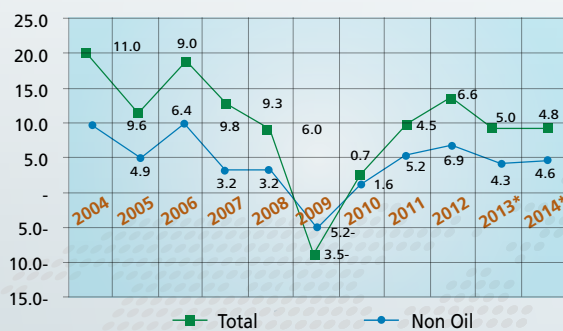
# UAE Economy at a Glance

## Gross Domestic Product

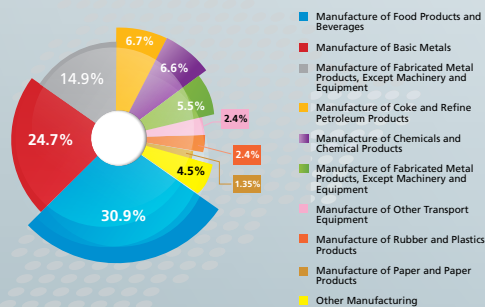
% Distribution of Gross Domestic Product By Economic Activities 2014



GDP Growth at Constant Prices 2004 - 2014

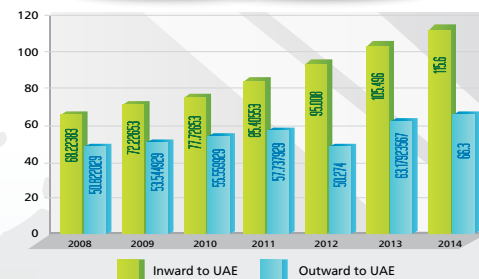


% of Investments in the Industrial Sectors to End of 2015

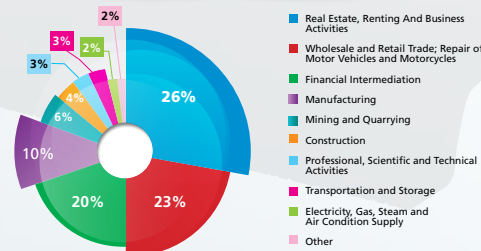


## Foreign Investments

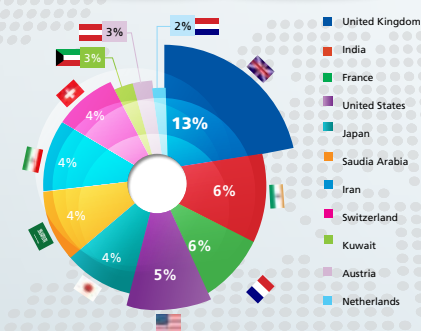
Foreign Direct Investments in Stock US Billion Dollars



Foreign Direct Investment Stock according to Top 10 Economic Activity

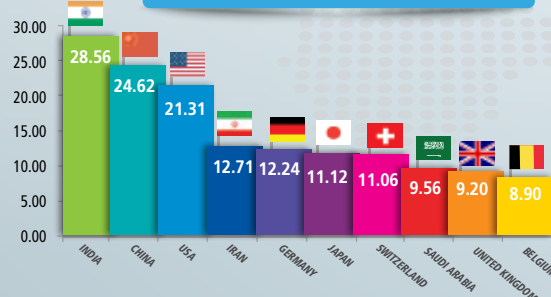


Foreign Direct Investment Stock according to Top 10 Countries



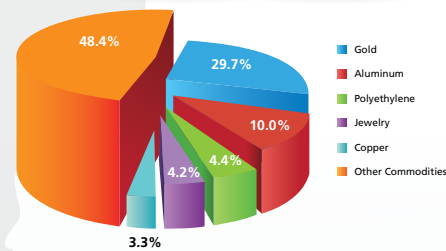
## UAE Foreign Trade Partners 2014

Volume of Non-Oil Foreign Trade Partners in Billion USD 2014

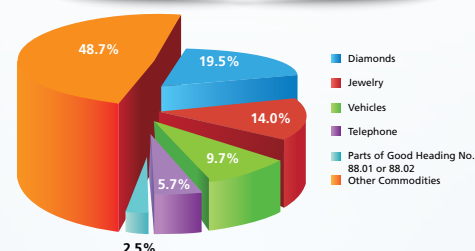


## Top Trade Commodities 2014

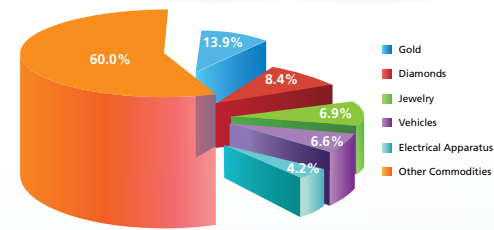
Non-Oil Exports of Major Commodities



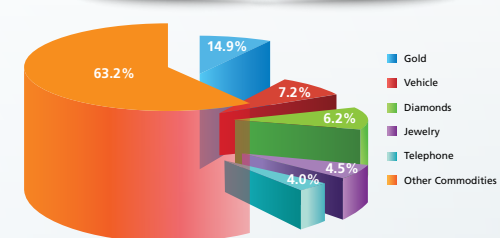
Re-Exports of Major Commodities



Total Non-Oil Trade of Major Commodities

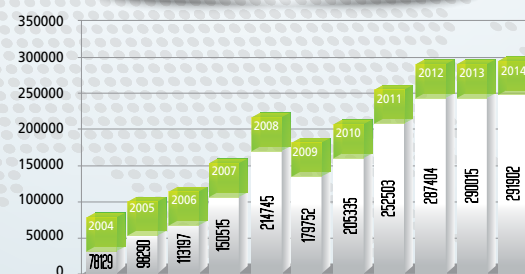


Imports of Major Commodities

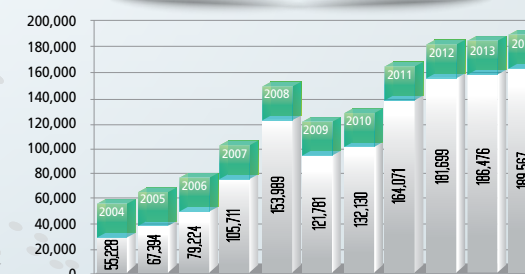


## UAE Foreign Trade 2004 - 2014

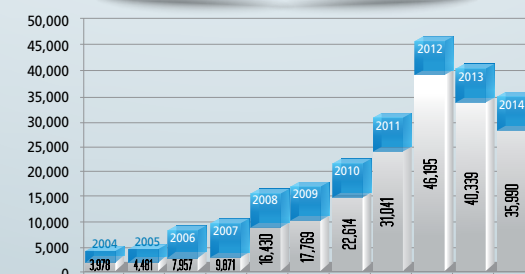
Foreign Trade in Million USD



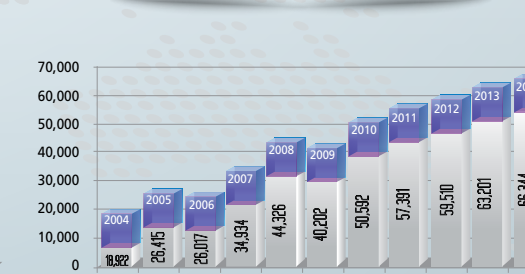
Imports in Million USD



Non - Oil Exports in Million USD



Re - Exports in Million USD



## UAE's Global Competitiveness 2014 / 2015

17th in Global Competitiveness Index (WEF) 2015 / 2016

- 1st in Quality of roads
- 1st in inflation annual % change
- 1st in effect of taxation on incentives to work
- 2nd in Quality of overall Infrastructure
- 2nd in Quality of air transport infrastructure
- 2nd in effect of taxation on incentives to invest
- 2nd in Government procurement of advanced technology products
- 3rd in Quality of port Infrastructure
- 3rd in Burden of customs procedures
- 3rd in FDI and technology transfer
- 4th Flexibility of wage determination
- 5th Control of international distribution
- 5th Extent of marketing

16th in Enabling Trade Index (WEF) 2015

- 1st in Availability & quality of transport infrastructure
- 1st Paved roads (% of total)
- 1st in Quality of roads
- 1st in Ease of hiring foreign labor
- 2nd in Business costs of crime and violence
- 3rd in Ease of access to loans
- 3rd in No. of documents to export
- 3rd in Quality of air transport infrastructure
- 4th in Quality of port infrastructure
- 5th in efficiency of transport mode change
- 6th in Irregular payments in exports and imports
- 6th in Cost to import (US\$ per container)
- 6th in No. of days to export
- 8th in Business impact of rules on FDI
- 9th in Government online service index
- 10th in No. of days to import
- 10th in ICT use for business to business transactions

31st in Doing Business (World Bank) 2016

- 1st in Paying Taxes
- 2nd in Dealing with construction permits
- 4th in Getting Electricity
- 10th in Registering Property

Rank in World Trade Report 2015 by World Trade Organization (WTO)

- 16th globally in commodity exports and 19th globally in commodity imports.
- 19th globally as service importer, and 42nd globally in service exports.